



300 Series Check Valves

Applications

Unidirectional flow applications such as CNG Dispensers, Fill Panels, Priority Panels, Compressors, Trailers and Service Stations, where flow should only be allowed to travel in one direction.

Suitable for CNG, Hydrogen, Bio Gas, Nitrogen and Air.



CV300 Series Check Valves

Materials

Item	Part	Material
1	Body	316 Stainless steel
2	End cap	316 Stainless steel
3	Body insert	6061 Aluminium
4	Poppet	316 Stainless steel

Item	Part	Material
5	Poppet spring	304 Stainless steel
6	Poppet seal	B16 PEEK
7	End Cap O-rings	Nitrile

Product Information

Designed for unidirectional flow, direction shown on valve.

Multiple thread options available:

NPT threads conform to ASME B1.20.1

SAE threads conform to SAE J1926-1

ORFS threads conform to SAE J1453-1

BSP threads conform to ISO 228-1

All products are manufactured to ISO 9001 standards.

Complies to ISO 5208:2015(E), Leak Rate A - No leakage

Complies to PED 2014/68/EU.

CRN (OC19859.5CADD2) approved for all provinces and territories.

Features & Benefits

Check valves with a two-piece body and one-piece poppet, sets the standard in flow rates, strength and reliable sealing performance.

Precision manufactured from certified stainless steel bar stock, provides endurance and reliability in any application.

Flow protected springs with optimized flow paths give increased flow rates and greater resistance to chatter.

Easy to install service kits are readily available, allowing in-field servicing and reduced downtime.

Springs with different cracking pressures available upon request, minimum order quantities may apply.



300 Series Check Valves

NPT Product Specification

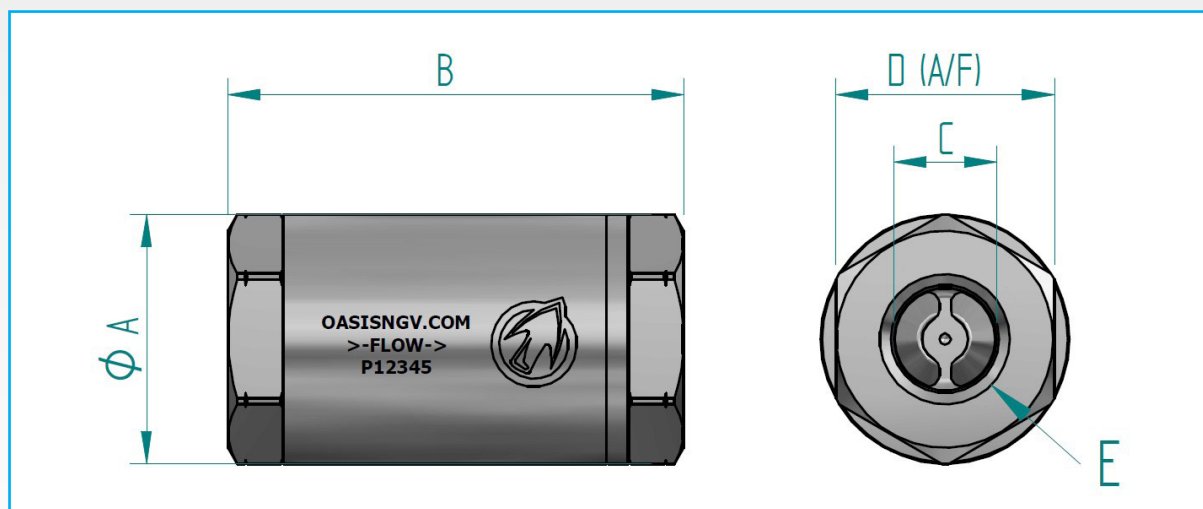
Part Code	Mass lb (kg)	Min. Crack Pressure psi(bar)*	Max. Operating Pressure psi (bar)**	Min Temp. °F (°C)	Max Temp. °F (°C)	Cycles Before Rekit [^]	Cv	Service Kit
CV303-6NXDN	1.1 (0.5)	2 (0.14)	6000 (410)	-40 (-40)	185 (85)	15,000	TBC	CV304-SKXDN
CV304-6NXDN	1.1 (0.5)	2 (0.14)	6000 (410)	-40 (-40)	185 (85)	15,000	8	CV304-SKXDN
CV306-6NXDP	3.28 (1.49)	2 (0.14)	6000 (410)	-40 (-40) ^{^^}	185 (85)	15,000	23	CV306-SKXDP
CV308-6NXDP	5.79(2.63)	0.5 (0.03)	6000 (410)	-40 (-40) ^{^^}	185 (85)	15,000	34	CV308-SKXDP

* Minimum upstream pressure at which the valve will open.

** Maximum pressure at which the product can continuously operate.

[^] One cycle refers to the application of max operating pressure in the opposite direction of flow. It is recommended that the check valve is re-kitted on or before the maximum number of allowable cycles.

^{^^} This product uses a low temperature nitrile O-ring compound and may be suitable for use down to -65°F (-54°C) in certain applications. Contact Oasis to discuss your requirements.



NPT Dimensions Inch (mm)

Part Code	Size	Diameter Ø A	Length B	Bore C	Hex D (A/F)	Port Thread E
CV303-6NXDN	3/8"	1.49 (38)	2.85 (72.5)	0.51 (13)	1.31 (33.4)	3/8" NPT Female
CV304-6NXDN	1/2"	1.49 (38)	2.85 (72.5)	0.51 (13)	1.31 (33.4)	1/2" NPT Female
CV306-6NXDP	3/4"	2.15 (54.5)	3.94 (100)	0.79 (20.1)	1.89 (48)	3/4" NPT Female
CV308-6NXDP	1"	2.72 (69.2)	4.29 (109)	0.98 (24.9)	2.36 (60)	1" NPT Female



300 Series Check Valves

SAE Product Specification

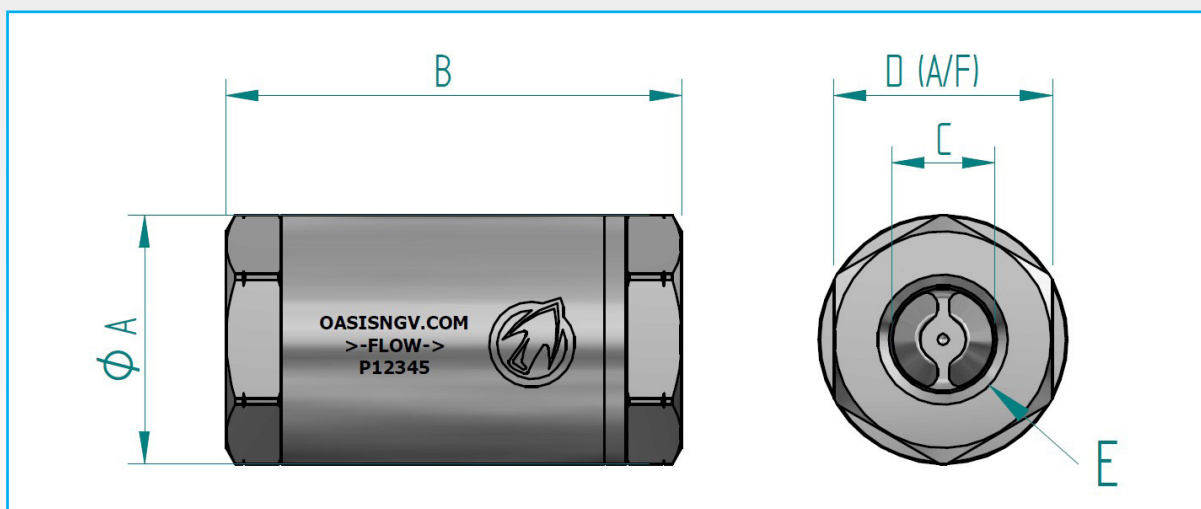
Part Code	Mass lb (kg)	Min. Crack Pressure psi(bar)*	Max. Operating Pressure psi (bar)**	Min Temp. °F (°C)	Max Temp. °F (°C)	Cycles Before Rekit^	Cv	Service Kit
CV304-6SXDN	1.1 (0.5)	2 (0.14)	6000 (410)	-40 (-40)	185 (85)	15,000	8	CV304-SKXDN-S
CV306-6SXDP	3.28 (1.49)	2 (0.14)	6000 (410)	-40 (-40)^^^	185 (85)	15,000	23	CV306-SKXDP-S
CV308-6SXDP	5.79(2.63)	0.5 (0.03)	6000 (410)	-40 (-40)^^^	185 (85)	15,000	34	CV308-SKXDP-S

* Minimum upstream pressure at which the valve will open.

** Maximum pressure at which the product can continuously operate.

^ One cycle refers to the application of max operating pressure in the opposite direction of flow. It is recommended that the check valve is re-kitted on or before the maximum number of allowable cycles.

^^ This product uses a low temperature nitrile O-ring compound and may be suitable for use down to -65°F (-54°C) in certain applications. Contact Oasis to discuss your requirements.



SAE Dimensions Inch (mm)

Part Code	Size	Diameter Ø A	Length B	Bore C	Hex D (A/F)	Port Thread E
CV304-6SXDN	1/2"	1.49 (38)	2.85 (72.5)	0.51 (13)	1.31 (33.4)	3/4-16 SAE Female
CV306-6SXDP	3/4"	2.15 (54.5)	3.94 (100)	0.79 (20.1)	1.89 (48)	1 1/16-12 SAE Female
CV308-6SXDP	1"	2.72 (69.2)	4.29 (109)	0.98 (24.9)	2.36 (60)	1 5/16-12 SAE Female



300 Series Check Valves

ORFS Product Specification

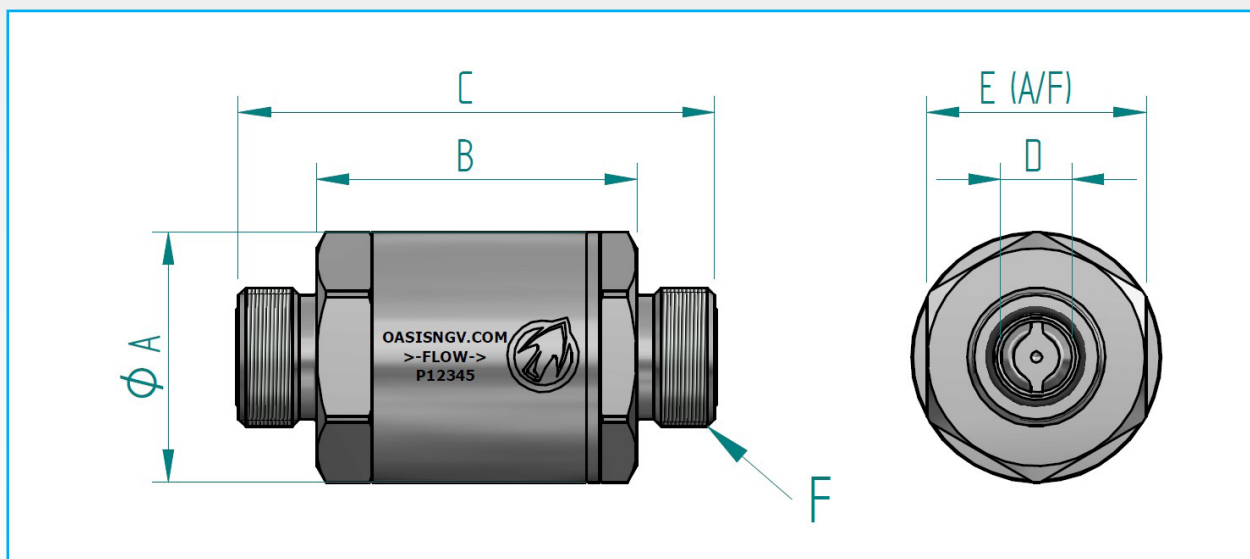
Part Code	Mass lb (kg)	Min. Crack Pressure psi(bar)*	Max. Operating Pressure psi (bar)**	Min Temp. °F (°C)	Max Temp. °F (°C)	Cycles Before Rekit^	Cv	Service Kit
CV304-6FXDN	0.9(0.4)	2 (0.14)	6000 (410)	-40 (-40)	185 (85)	15,000	2.6	CV304-SKXDN-F
CV306-6FXDP	2.5(1.12)	2 (0.14)	6000 (410)	-40 (-40)^^	185 (85)	15,000	10.5	CV306-SKXDP-F
CV308-6FXDP	4.3(1.95)	0.5 (0.03)	6000 (410)	-40 (-40)^^	185 (85)	15,000	24.8	CV308-SKXDP-F

* Minimum upstream pressure at which the valve will open.

** Maximum pressure at which the product can continuously operate.

^ One cycle refers to the application of max operating pressure in the opposite direction of flow. It is recommended that the check valve is re-kitted on or before the maximum number of allowable cycles.

^^ This product uses a low temperature nitrile O-ring compound and may be suitable for use down to -65°F (-54°C) in certain applications. Contact Oasis to discuss your requirements.



ORFS Dimensions Inch (mm)

Part Code	Size	Diameter Ø A	Length B	Length C	Bore Ø D	Hex E (A/F)	End Thread F
CV304-6FXDN	1/2"	1.49 (38)	2 (50.8)	3 (76.8)	0.4 (9.5)	1.31 (33.4)	13/16-16 UN ORFS
CV306-6FXDP	3/4"	2.15 (54.5)	2.76 (70)	4.1 (104)	0.6 (15.5)	1.89 (48)	1 3/16-12 UN ORFS
CV308-6FXDP	1"	2.72 (69.2)	3 (77)	4.4 (112)	0.8 (20.5)	2.36 (60)	1 7/16-12 UN ORFS



300 Series Check Valves

BSP Product Specification

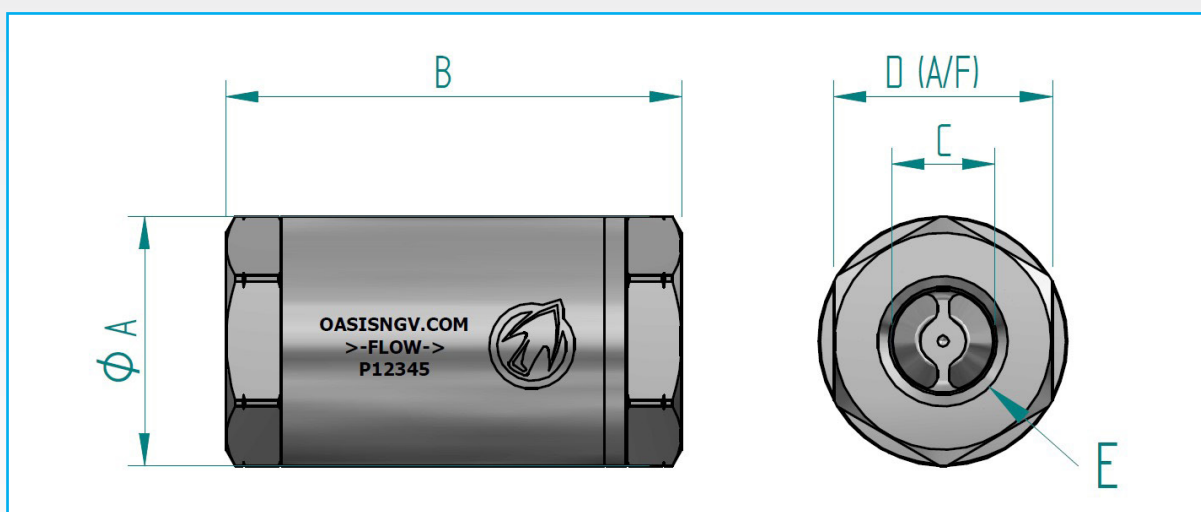
Part Code	Mass lb (kg)	Min. Crack Pressure psi(bar)*	Max. Operating Pressure psi (bar)**	Min Temp. °F (°C)	Max Temp. °F (°C)	Cycles Before Rekit [^]	Cv	Service Kit
CV304-6BXDN	1.1 (0.5)	2 (0.14)	6000 (410)	-40 (-40)	185 (85)	15,000	8	CV304-SKXDN-B
CV306-6BXDP	3.28 (1.49)	2 (0.14)	6000 (410)	-40 (-40) ^{^^}	185 (85)	15,000	23	CV306-SKXDP-B
CV308-6BXDP	5.79(2.63)	0.5 (0.03)	6000 (410)	-40 (-40) ^{^^}	185 (85)	15,000	34	CV308-SKXDP-B

* Minimum upstream pressure at which the valve will open.

** Maximum pressure at which the product can continuously operate.

[^] One cycle refers to the application of max operating pressure in the opposite direction of flow. It is recommended that the check valve is re-kitted on or before the maximum number of allowable cycles.

^{^^} This product uses a low temperature nitrile O-ring compound and may be suitable for use down to -65°F (-54°C) in certain applications. Contact Oasis to discuss your requirements.



BSP Dimensions Inch (mm)

Part Code	Size	Diameter Ø A	Length B	Bore C	Hex D (A/F)	Port Thread E
CV304-6BXDN	1/2"	1.49 (38)	2.85 (72.5)	0.51 (13)	1.31 (33.4)	1/2" BSPP
CV306-6BXDP	3/4"	2.15 (54.5)	3.94 (100)	0.79 (20.1)	1.89 (48)	3/4" BSPP
CV308-6BXDP	1"	2.72 (69.2)	4.29 (109)	0.98 (24.9)	2.36 (60)	1" BSPP